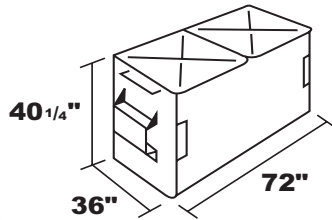


Front-End Load Containers

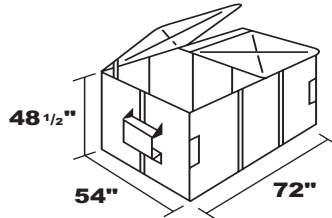
Front-end load containers work best for businesses that generate high-volume, low-density waste materials that can be compacted, such as office waste and food products.

The versatile containers used in this waste-collection system range from 2 to 8 cubic yards and often are combined to give customers the correct capacity for their waste volumes.

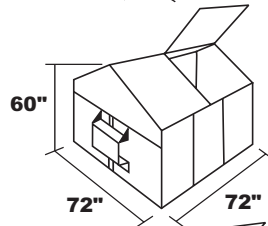
Many containers are designed with low-profile, top-loading configurations, while other containers open from both sides and from the top as well. Special sizes and types of containers for unusual accumulation situations, easy rolling casters for mobility, and varying heights for dock-level loading also are available.



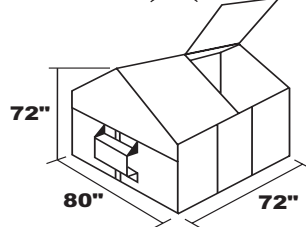
2-Cubic-Yard Container –
Holds approximately 14 bags of garbage.



4-Cubic-Yard Container –
Holds approximately 28 bags of garbage.



6-Cubic-Yard Container –
Holds approximately 42 bags of garbage.



8-Cubic-Yard Container –
Holds approximately 56 bags of garbage.

The following materials cannot be collected in front-end containers: asbestos, batteries, hazardous waste, liquids, paints, oils, medical waste, tires and appliances containing chlorofluorocarbons (CFCs).

FRONT-END LOAD

Benefits of Allied Waste Services' Front-End Load Waste Services

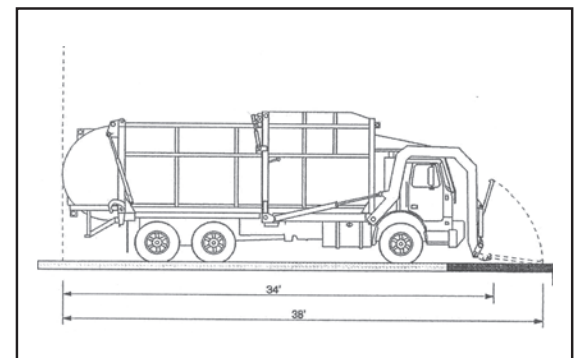
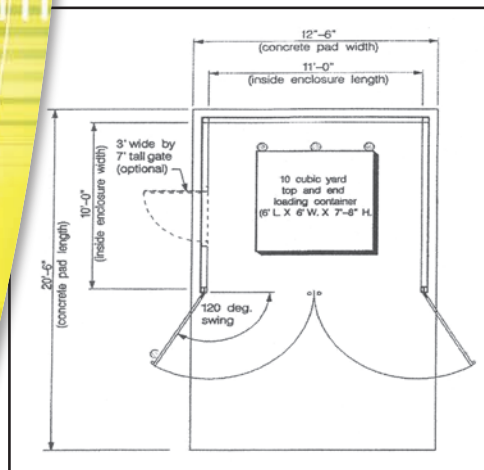
- **Sanitary**—All waste is kept in a single, closed receptacle until it is collected by automated trucks.
- **Reduces fire hazard**—Depositing waste in a closed, all-steel container helps diminish the likelihood of accidental fires.
- **Saves labor**—Workers clump waste into a large, conveniently located container, no bags to fuss with, no mess to clean up.
- **Aids pest control**—With waste enclosed in a covered steel container, insects, rodents and other pests are less likely to be attracted.
- **Versatile**—With containers available in a wide variety of sizes, we can meet your every waste-disposal need.



Vertical clearance: 17 feet, 9 inches
Overall truck length: 37 feet



Vehicle shown is a 40-cubic-yard front-end loading collection truck.



Verify 50' long x 13' wide x 24' high area is free of overhead obstructions (power lines, etc.)

When building an enclosure, ideally please leave a minimum of 12-foot wide and a maximum of 12-foot long. Container designs and specifications may vary by location.

